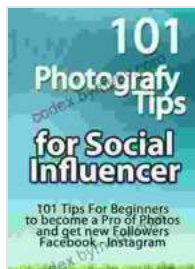


101 Tips for Beginners to Become Pro at Photos and Get New Followers on Facebook



101 Photography Tips For Social Influencer: 101 Tips For Beginners to become a Pro of Photos and get new Followers - Facebook- Instagram (N.1 top Ten)

by Christine Day

★★★★★ 5 out of 5

Language : English

File size : 1396 KB

Lending : Enabled

Screen Reader: Supported

Print length : 277 pages



In today's visually driven online landscape, captivating images are essential for success on social media platforms like Facebook. Whether you're a budding photographer or simply want to enhance your Facebook presence, this comprehensive guide will empower you with 101 expert tips to elevate your photography skills and attract a growing legion of followers.

Section 1: The Art of Composition


1. **Rule of Thirds:** Divide your frame into thirds both horizontally and vertically, and place key elements along these lines or at their intersections for a dynamic composition.

2. **Leading Lines:** Use lines within your scene to draw the viewer's eye towards the focal point.
3. **Symmetry and Asymmetry:** Create balance and harmony with symmetrical compositions, or introduce visual interest with asymmetrical arrangements.
4. **Negative Space:** Use empty areas around your subject to create a sense of depth and emphasize the subject.
5. **Framing:** Use natural elements or objects within your scene to frame your subject and add context.



Section 2: Mastering Lighting

6. **Natural Light:** Utilize the warm, flattering light of golden hour (sunrise and sunset) for stunning outdoor shots.
7. **Backlighting:** Position your subject against a light source to create a silhouette or highlight their contours.
8. **Side Lighting:** Create depth and texture by illuminating your subject from the side.
9. **Diffused Light:** Use a diffuser or shoot on a cloudy day to create soft, even lighting.
10. **Artificial Lighting:** Experiment with studio lighting or flash to control the direction and intensity of light.



Section 3: Editing and Enhancing

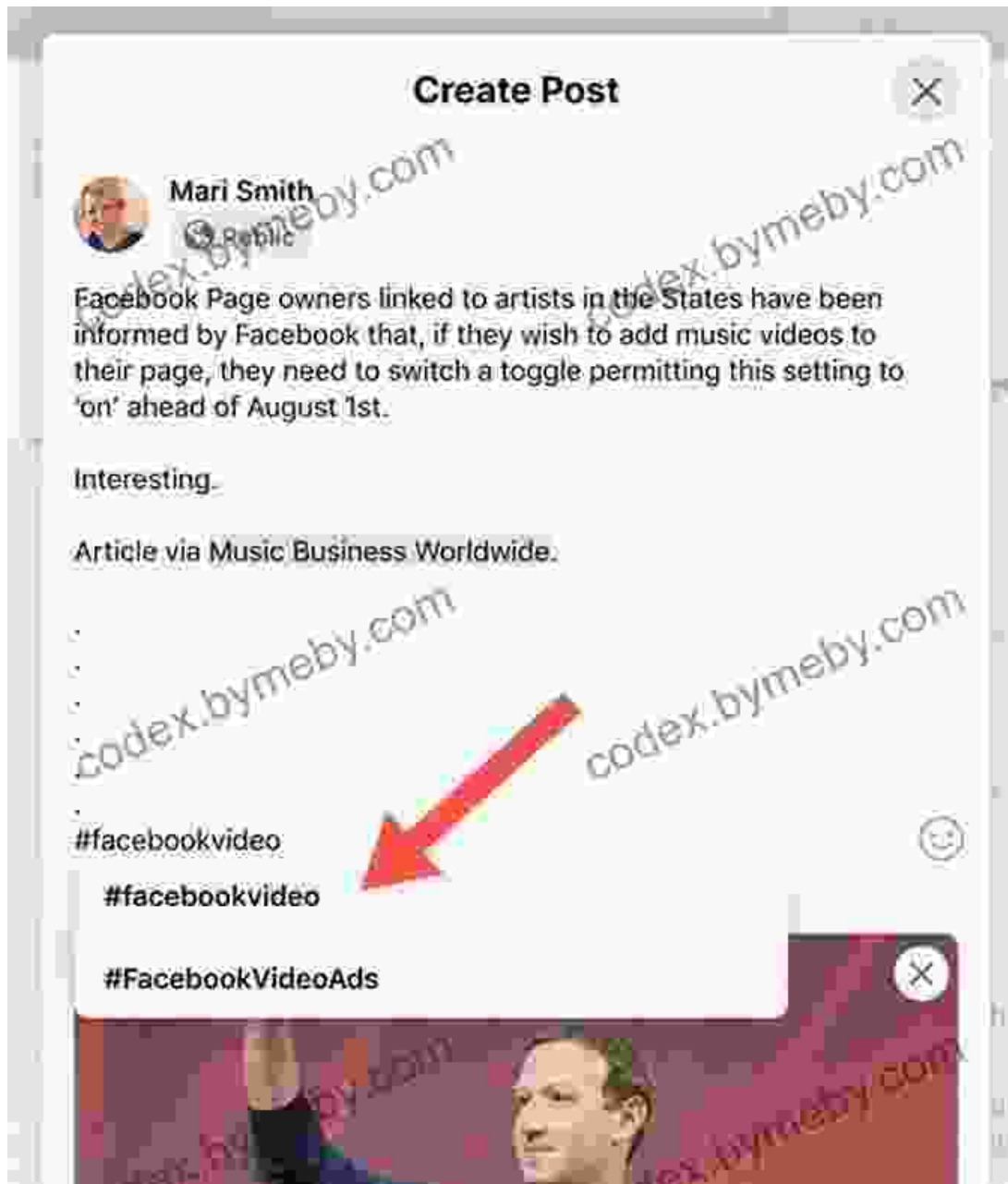
11. **Exposure and Contrast:** Adjust exposure to ensure proper brightness, and use contrast to enhance details.

12. **White Balance:** Correct for color temperature to achieve natural-looking skin tones and colors.
13. **Cropping and Straightening:** Crop your photos to remove distractions and straighten tilted horizons.
14. **Filters and Effects:** Experiment with filters and effects to add creative flair, but use them sparingly.
15. **Sharpening:** Enhance image sharpness for crisp details.



Section 4: Facebook Engagement Strategies

16. **Post Consistently:** Establish a regular posting schedule to keep your followers engaged.
17. **Use Hashtags:** Include relevant hashtags to increase the visibility of your posts.
18. **Tag Friends and Pages:** Tag individuals and relevant Facebook pages to expand your reach.
19. **Run Contests and Giveaways:** Offer incentives to encourage followers to engage with your content.
20. **Utilize Facebook Groups:** Join and participate in groups related to photography to connect with like-minded individuals.

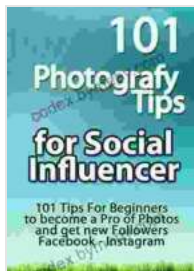


Section 5: Additional Tips for Success

21. **Study the Work of Others:** Analyze the photos of successful photographers to learn from their techniques.
22. **Practice Regularly:** The more you practice, the better you'll become.

23. **Be Patient:** Building a strong following takes time and effort.
24. **Stay Up-to-Date:** Follow industry trends and advancements in photography and Facebook.
25. **Experiment and Have Fun:** Photography is an art form, so don't be afraid to experiment and express your creativity.

Embracing these 101 tips will empower you to transform your photography skills and captivate your Facebook audience. By mastering composition, lighting, editing, and social media engagement strategies, you can create stunning visuals that ignite engagement, grow your following, and elevate your presence on Facebook. Remember, the journey to becoming a pro photographer is a continuous one filled with learning, practice, and passion. Embrace the challenges, seek inspiration, and unlock your full potential as a photographer.



101 Photography Tips For Social Influencer: 101 Tips For Beginners to become a Pro of Photos and get new Followers - Facebook- Instagram (N.1 top Ten)

by Christine Day

★★★★★ 5 out of 5

Language : English

File size : 1396 KB

Lending : Enabled

Screen Reader : Supported

Print length : 277 pages

FREE

DOWNLOAD E-BOOK





Understanding Pricing Policies and Profits, 2nd Edition: Your Key to Pricing Success

Unlock the Power of Pricing In today's competitive business landscape, pricing is a critical determinant of success....



The Power of Positivity: 51 Motivational Quotes to Inspire Your Daily Grind

In the tapestry of life, we encounter countless moments that test our resolve and challenge our spirits. Amidst the trials and tribulations, it is the flicker of hope and the...